

# Quality Assurance

## Labelling of Textiles and Textile Products

**CONSUMER PROTECTION ACT 68 OF 2008 (“ACT”) SECTION 24  
READ TOGETHER WITH:  
GOVERNMENT GAZETTE NO 9515 PUBLISHED ON 1 APRIL 2011  
REGULATION 6 AND ANNEXURE D  
PRODUCT LABELLING AND TRADE DESCRIPTIONS (AS DEFINED IN THE  
ACT): TEXTILES, CLOTHING, SHOES AND LEATHER GOODS.**

**The new legislation reads as follows:**

Consumer Protection Act 68 of 2008 (“Act”) Section 24 Read together with: Government Gazette No 9515 published on 1 April 2011 Regulation 6 and Annexure D Product labelling and trade descriptions (as defined in the Act): textiles, clothing, shoes and leather goods” prohibit the importation into or the sale in the Republic of South Africa, of the goods specified in Annexure D, irrespective of whether such goods were manufactured or adapted in the Republic or elsewhere, unless –

1. There shall be permanently applied to them in a conspicuous and easily legible manner words stating clearly -

- The country in which they were made or produced
- That a locally manufactured product using imported material must state made in South Africa from imported materials.
- 

2. They in terms of Notice no. 2410 of 2000, published in the Government Gazette dated 40 June 2000, conform to the South African national standards for fibre content and care labelling.

## FIBRE CONTENT AND CARE LABELLING

The recently gazetted CONSUMER PROTECTION ACT 68 OF 2008 requires the compulsory application of Fibre Content and Care Labelling of all textile and leather products supplied to TFG. The Act refers to the following standards in line with these requirements:

- SANS 10235 – 2007, Edition 2.1, “Fibre-content labelling of textiles & textile products”
- SANS 10011 – 2007, Edition 4.1, “Care labelling of textile piece-goods, textile articles & clothing”

Copies of these “South African National Standards” are available from the regional offices of The South African Bureau of Standards – SABS.

Please note that it is the <b>supplier’s responsibility</b> to:
<ul style="list-style-type: none"> <li>• Ensure that all textiles or leather products supplied are appropriately labelled or marked.</li> </ul>
<ul style="list-style-type: none"> <li>• Ensure that the textile or textile article can, during its useful life, be satisfactorily cleaned by means of the procedures indicated by the applied symbols.</li> </ul>
<ul style="list-style-type: none"> <li>• Ensure appropriate testing of all textiles and trims has been carried out to determine that fabrics and garment trims perform appropriate to the care label and in accordance with documented TFG minimum fabric performance standards.</li> </ul>
<ul style="list-style-type: none"> <li>• Ensure a copy of the appropriate test reports for fabric and trims, for each style, accompanies the “Approval samples/PP samples” at the time these samples are submitted to the relevant Garment Technologist for approval.</li> </ul>
<ul style="list-style-type: none"> <li>• Ensure a copy of the appropriate test reports for fabric and trims, for each style, is available at auditing stage.</li> </ul>

## FIBRE CONTENT LABELLING OF TEXTILES AND TEXTILE PRODUCTS SANS 10235: 2007 EDITION 2.1

This standard specifies the methods for designating the fibre content of textile and textile products and for applying this information to made-up products and piece goods.

### DESIGNATION OF FIBRE TYPES

Fabric type and names must be:

- The GENERIC NAME (as defined in SANS 2076 or SANS 6938)
- OR the GENERIC NAME and the TRADE NAME

The name must be in one or more of the official languages in South Africa.

### PERCENTAGE SIGN

Must be:

- By the % symbol
- Or by the word "percent"

The percentage must be indicated unless otherwise indicated by this standard

### CLASSES OF PRODUCTS AND HOW TO MARK THEM

#### SINGLE FIBRE TYPE

Textile products composed of one fibre type to be marked as follow:

- 100 Percent
- 100%
- "PURE" or "ALL" e.g. "PURE COTTON"

#### BLENDED FIBRE TYPE

Textile product that is composed of two or more fibre types.

- shall be marked with the names of all fibre types and percentages in descending order.

## FOUNDATION GARMENTS

Brassieres, corsets, corselets and other items of corsetry are classed as foundation garments

- Fibre content to be marked in descending order of dominance, by mass, of the generic names of separate components.
- Brassieres: The fibre content of the fabric used for the inside and outside of the cups, as well as for the back needs to be specified separately.

## ETCH-PRINTED (BURN-OUT) AND EMBROIDERED FABRICS

Separately indicate the generic name of the base fabric and the etched or embroidered yarns in descending order of mass – with or without the percentages.

Where embroidered parts do not exceed 10% of surface area, no need to indicate the fibre of embroidered yarns.

## VELVET AND PLUSH FABRICS (BONDED FABRICS)

Where the backing fabric is a different fibre from the surface fibre – List in descending order of dominance (by mass) the generic name of each fibre – with or without the percentages.

## LININGS

Needed for main lining only – Not required for interlining.

Required for wadding/padding

State which fibre refers to which part

Linings of the following do not need marking – Undergarments, nightwear, hats, ties, trousers, jacket sleeves

OUTER: SHELL

INNER: LINING

## LABELLING AND MARKING

Ensure washcare labels withstand treatment throughout the useful life of the product.

Ensure labels are clearly visible and no part of the information obscured.

The supplier is responsible for ensuring the article is appropriately labelled and the information is easily accessible to the purchaser when the product is sold or displayed.

Washcare label to be woven or printed on satin – See QA supplier manual for details.

Size of washcare label to be correct as per the QA supplier manual.

Where it is in direct contact with the wearer's body it must not cause irritation to the skin (e.g. scratching).






Application of labels or marking to be as per the following:

1. Printed on fabric (Apparel & Lining of footwear)
2. Sew-in label (Apparel)
3. Sticker (e.g. hosiery)
4. Swing ticket

## CARE LABELLING

The specific process symbols are used to convey information regarding the maximum temperature and the maximum process severity that textile piece-goods, textile articles and garments can be subjected to without their serviceability being negatively affected, and without a significant depreciation of their properties, performance or appearance being caused. There shall be a minimum of the appropriate of each of the five specific process symbols and they shall appear in order of washing, bleaching, drying, ironing and professional textile care. The processes represented by the symbols shall apply to the complete clothing unit.

### EXAMPLES OF SPECIFIC PROCESS SYMBOLS TOGETHER WITH A DESCRIPTION:

<b>WASHING</b>	
<b>BLEACHING</b>	
<b>DRYING</b>	
<b>IRONING</b>	
<b>PROFESSIONAL TEXTILE CARE</b>	

## SUMMARY OF WASHCARE LABEL REQUIREMENTS

### 1. COUNTRY OF ORIGIN

- “Made in South Africa”, “Made in China”, “Made in India”, etc.
- A locally manufactured product from an imported fabric must still state “Made in South Africa from imported materials”.

### 2. % FIBRE CONTENT –

- In accordance with the South African National Standards document.

### 3. CARE LABELLING –

- In accordance with the South African National Standards document.

### 4. TFG SUPPLIER CODE –

- Internal requirement.

### 5. TFG STYLE NUMBER (as per order) –

- Internal requirement.

**The requirement for the importers code and supplier tax number has been removed.**